

Happy Kids



Happy Kids



Starter

© GRIVAS PUBLICATIONS 2015

All rights reserved

No part of this publication may be reproduced, stored in a retrieval system, or transmitted, in any form or by any means, electronic, mechanical, photocopying, recording, or otherwise, without the prior permission of GRIVAS PUBLICATIONS.

Illustrations: Alexia Lougiaki

Music: Rena Tsapeloglou

Illustrations © GRIVAS PUBLICATIONS

Published and distributed by: GRIVAS PUBLICATIONS

HEAD OFFICE

3 Irodotou St. 193 00 - P.O.Box 72 Attiki, Greece

Tel.: +30-210.55.73.470

Fax: +30-210.55.73.076 , +30-210.55.74.086

e-mail: info@grivas.gr

<http://www.grivas.gr>

Printed March 2015

SAMPLE PAGES

Contents



A B C D	5
E F G H	8
I J K L	11
M N O P	14
Q R S T U	17
V W X Y Z	20
The Alphabet A-Z	23
Numbers [1-5]	26
Numbers [6-10]	28
Colours	30
Sh	32
Ch	34





Name:

.....



A B C D



Listen and say.

Aa



apple

Bb



bag

Cc



cat

Dd



dog



1 Look and write.



2 Circle the same letters.









a d c d a a b a b

1 b d b d b b d d b

2 c c a b d c c a a

3 d d b c d a b d b

3 Match the capital letters with the small letters.


A	B	C	D
			
			
b	d	a	c


(A line connects the dot under A to the dot under a)

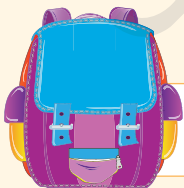
4 Write the capital letters.


<u>c</u> c	__ a
__ d	__ b

5 Complete and say.

 a p p l e

1 __ o g 


2  __ _ g


3  __ _ t

6 Look, circle and say.



d / c

1 
d / a

2 
a / c


3 
d / b

7 Write. Then draw.




cat
c a t

1




dog
_ _ _

2



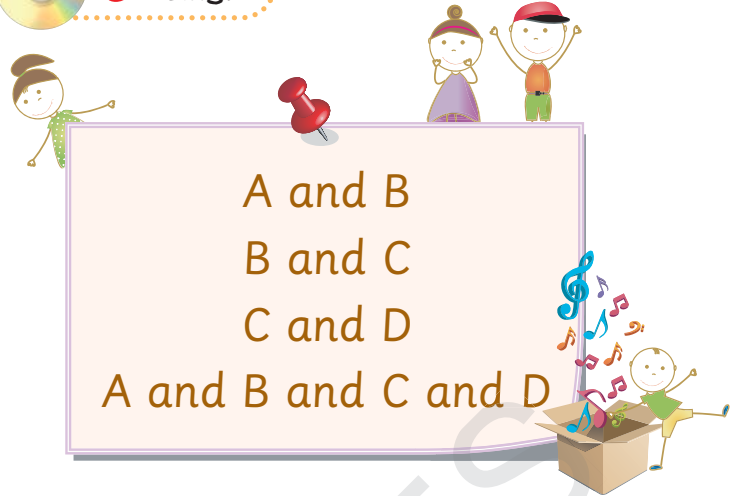
apple
_ _ _

3




bag
_ _ _

8 Sing.



9 Listen and say.



Now you ...

Say

a b c d

E F G H

Listen and say.

Ee



egg

Ff



frog

Gg



glass

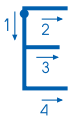
Hh



hat



1 Look and write.



E

e e



F

f f



G

g g



H

h h

2 Match.

1

F	E	G	H
•	•	•	•
•	•	•	•
h	f	g	e

A blue line connects the 'E' in the top row to the 'e' in the bottom row.

2

e	g	h	f
•	•	•	•
•	•	•	•
G	F	E	H

3

f	g	E	d	B
•	•	•	•	•
•	•	•	•	•
G	e	D	b	F

3 Circle *efgh* and *EFGH*.

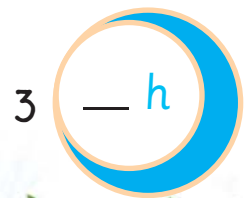
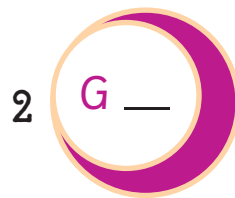

1

g f e a g h e f g h b g f e c e f d h e f g h

2

E F G H F B H E F G H D E G

4 Write the small or capital letter.



5 Look and tick (✓).

egg
 glass

1

egg
 hat

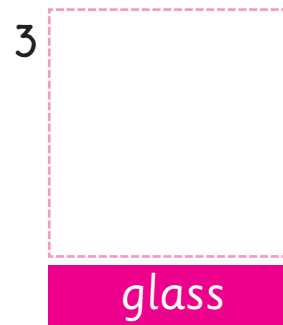
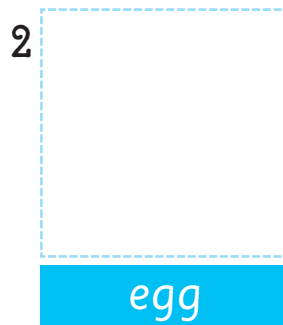
2

hat
 frog

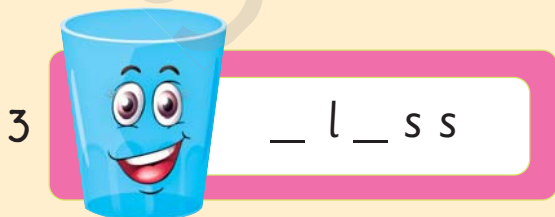
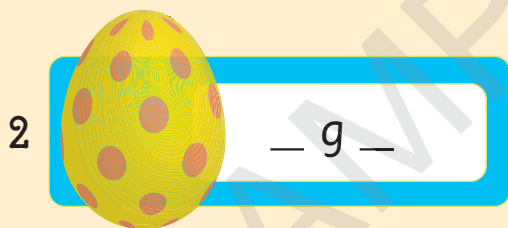
3

glass
 frog

6 Find the stickers.



7 Complete and say.



8 Sing.

E, F, G
 E, F, G
 E, F, G and H
 E, F, G
 E, F, G
 E, F, G and H

9 Listen and say.

Hello!
I am Billy.

Hi! I'm Lizzy.

Now you ...

Say

a b c d e f g h



SAMPLE PAGES

ISBN 13: 978-960-409-895-8



9 789604 098958



GRIVAS
publications