

C. N. GRIVAS

# Happy Kids

One - year course

Junior **A+B**



# Happy Kids

One - year course

Junior A + B



Workbook

© GRIVAS PUBLICATIONS 2015

All rights reserved

No part of this publication may be reproduced, stored in a retrieval system, or transmitted, in any form or by any means, electronic, mechanical, photocopying, recording, or otherwise, without the prior permission of GRIVAS PUBLICATIONS.

Published and distributed by: GRIVAS PUBLICATIONS

**HEAD OFFICE**

3 Irodotou St. 193 00 - P.O.Box 72 Attiki, Greece

Tel.: +30-210.55.73.470

Fax: +30-210.55.73.076 , +30-210.55.74.086

e-mail: [info@grivas.gr](mailto:info@grivas.gr)

<http://www.grivas.gr>

Printed March 2015

**Illustrations:** Alexia Lougiaki

Katerina Chrysohou

Theodore Piakis


Illustrations © GRIVAS PUBLICATIONS

SAMPLE PAGES



1 Follow the words.

apple • orange • notebook • bag • rubber • frog • chair



2 Write.

~~book~~ • ~~apple~~ • rubber • orange • umbrella • pen

A  
book

.....

.....

.....

An  
apple

.....

.....

.....

3 Write a or an. Then look and write ✓ or X.

.....<sup>a</sup> notebook



.....<sup>an</sup> umbrella



1 ..... bag

2 ..... chair



3 ..... orange



4 ..... pencil





1 Write **This** or **That**.

.....**This**..... is  
an umbrella.



1 ..... is a  
rubber.




2 ..... is  
an orange.



3 ..... is a pen.




2 Look and write.



1



2



3



4

5



6



7



8



What is the secret word?



1 Find the stickers.


classroom

pencil sharpener

children

computer


notebook




2 Write **this** or **that**. Then answer.



1 What's ..... ?  
It's a .....



2 What's ..... ?  
It's a .....




3 What's ..... ?  
It's a .....

4 What's ..... ?  
It's a .....

5 What's ..... ?  
It's a .....


1 Look and write: **mum, dad, brother, sister, family.**



This is my .....family.....

- 1 This is my ....., Tasha.
- 2 This is my ....., Henry.
- 3 This is my ....., Tibby.
- 4 This is my ....., Elsa.

2 Find five words.



3 Look and write: **my, your, his, her, its.**



This is .....**your**.....  
book, Kim.



1 That's Mary and  
..... rabbit.



2 That's Alex. Look at  
..... dog!



3 I'm John and this is  
..... mum.




4 That's a cat. Look at  
..... hat!



1 Look and write the number.

mum	2
grandpa	
dad	
brother	
grandma	
sister	



2 Look and write.



h i  
a c r

c h a i r



m a  
p l

1



i k  
m l

2



c i t s  
i s b u

3

3 Look and circle.

1 This is my / its rabbit.



2 Here's your / their milk, children.



3 That's Kelly and Tara with her / their teacher.



5 That's Tina with his / her brother.



4 This is me with my sister and our / their dog.







1 Find the stickers. Then write.

- 1 Tom fish
- 2 Helen rabbit
- 3 Anna mouse




- 4 Bob parrot
- 5 Mary kitten

- 1 It's Tom's fish .....
- 2 It's .....
- 3 It's .....
- 4 It's .....
- 5 It's .....

2 Look and write.

- ~~green~~   ~~grandma~~   ~~cat~~   mouse   grey   father
- grandpa   parrot   mother   orange   blue   kitten

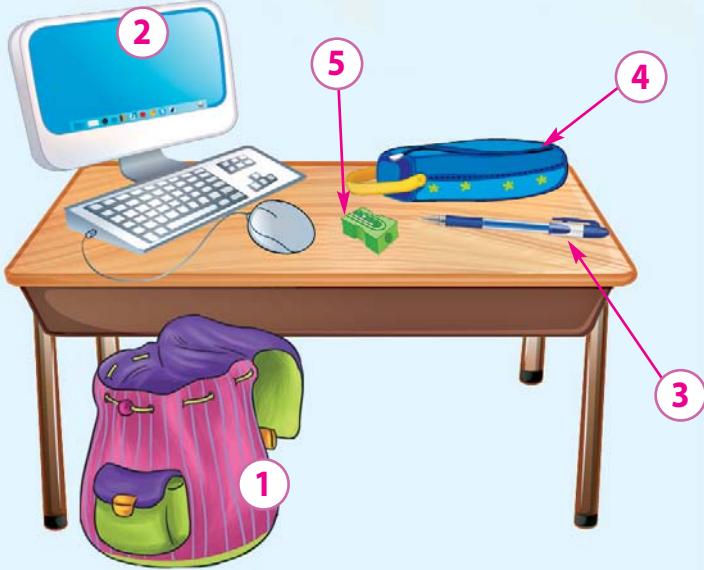


# Revision 1

Lessons 1-6

## 1 Look and write.

pencil case • ~~bag~~ • computer  
pencil sharpener • pen



1 ..... bag

2 .....

3 .....


4 .....

5 .....

## 2 Write: a, e, i, o, u. Then match.

k i t t e n

1 b \_ \_ s c \_ \_ \_ t s



2 ch \_ \_ \_ r

4 n \_ \_ st

3 m \_ \_ \_ s \_ \_

## 3 Write.

~~apple~~ • ~~chair~~ • mouse  
orange • egg • picture  
nest • ice cream

an { ..... apple  
.....  
.....  
.....

a { ..... chair  
.....  
.....  
.....

## 4 Look and circle.

This / That is a red umbrella.



1 This / That is a black hat.



2 This / That is a blue pencil case.




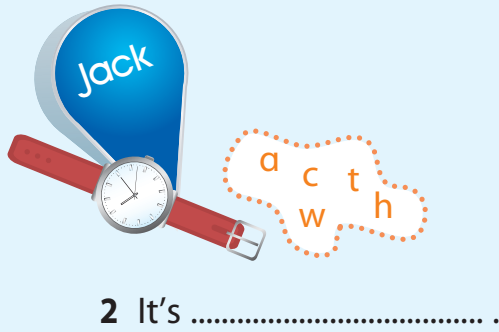

3 This / That is a white rabbit.



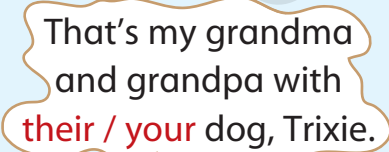
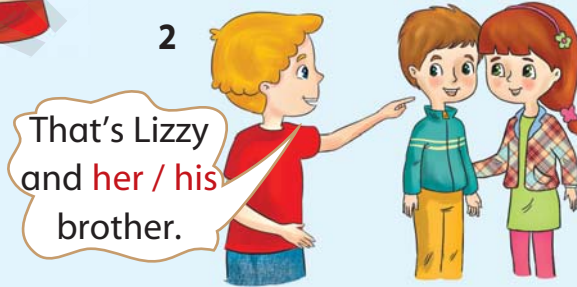
4 This / That is a green pencil sharpener.



5 Look and write.



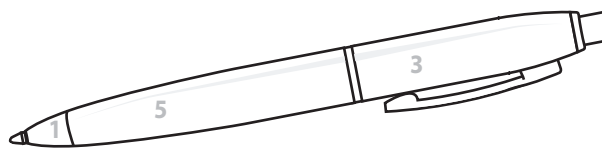
6 Look and circle.



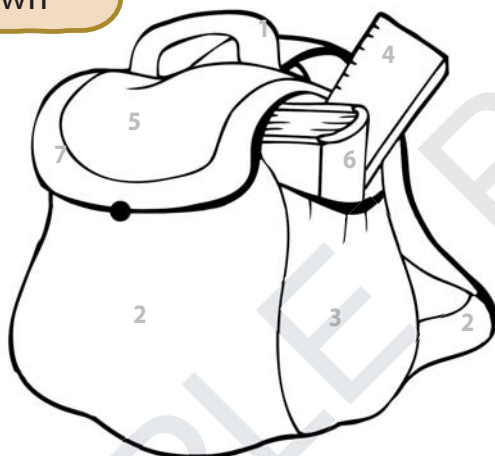
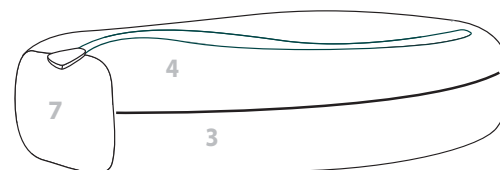

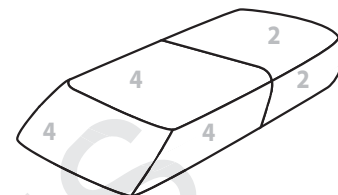
# Story 1

1 Look and match. Then colour.

- 1 = black
- 2 = blue
- 3 = green
- 4 = orange
- 5 = yellow
- 6 = red
- 7 = brown



- bag
- pen
- pencil case
- rubber
- pencil



2a Look and find.

a r r o t c a k i t t e n a d c a t e f r  
 e l y f r o g e b  
 s o n o w b a h i t q a b a  
 u n o w b a h i t q a b a

b Write the letters from the circles and find the word.



This is a nice  
 p \_ \_ \_ \_ \_ e!



## Happy Kids

**HAPPY KIDS Junior A + B** is an innovative new coursebook specifically designed to be taught over the course of one school year. It offers young learners both an enjoyable and stimulating learning experience as they join Billy, his pet frog, Iggy, and their friends, Lizzy and Joe on their exciting adventures.

### **HAPPY KIDS Junior A + B** features:

- a carefully graded syllabus which introduces children to the English language in an easy to understand way.
- a variety of fun, interactive exercises which enable children to develop their confidence in the areas of **reading, writing, speaking** and **listening**.
- regular **revision lessons** to test the knowledge children have gained.
- **seven short animal stories** followed by fun activities.
  - lively entertaining songs.

### **Components [for the Student]:**

- Starter • Coursebook
- Workbook • Words & Grammar
  - Test Booklet
- Interactive e-book DVD-ROM

### **Components [for the Teacher]:**

- Coursebook • Teacher's Guide
- Workbook • Words & Grammar
  - Flashcards • Posters
- Test Booklet • Audio CDs
- IWB Software DVD-ROM

**One - year course**

Junior **A+B**

ISBN 13: 978-960-409-925-2



**GRIVAS**  
publications