

C. N. GRIVAS

Happy Kids

One - year course

Junior **A + B**



GRIVAS
publications

Coursebook

Happy Kids

One - year course

Junior **A+B**



Coursebook

© GRIVAS PUBLICATIONS 2015

All rights reserved

No part of this publication may be reproduced, stored in a retrieval system, or transmitted, in any form or by any means, electronic, mechanical, photocopying, recording, or otherwise, without the prior permission of GRIVAS PUBLICATIONS.

Published and distributed by: GRIVAS PUBLICATIONS

HEAD OFFICE

3 Irodotou St. 193 00 - P.O.Box 72 Attiki, Greece

Tel.: +30-210.55.73.470

Fax: +30-210.55.73.076 , +30-210.55.74.086

e-mail: info@grivas.gr

<http://www.grivas.gr>

Printed April 2015

Illustrations: Alexia Lougiaki
Katerina Chrysohou
Theodore Piakis
John Alertas

Music: Rena Tsapeloglou

Illustrations © GRIVAS PUBLICATIONS

SAMPLE PAGES



Contents

Lesson 1	Ready for School [a / an]	10
Lesson 2	At School [This / That –That's]	12
Lesson 3	In the Classroom [What's this / that? It's a / an ...]	14
Lesson 4	My Family [my, your, his, her, its]	16
Lesson 5	Be careful, Billy! [our, your, their]	18
Lesson 6	Kids' Corner My Pet [The possessive case]	20
Revision 1 [Lessons 1-6]		20
Story 1 I'm the Best!		24
Lesson 7	Billy's House [I am (I'm) / You are (You're) / He is (He's) / She is (She's) / It is (It's)] ...	26
Lesson 8	Where's Iggy? [Am I / Are you / Is he / Is she / Is it? – Yes, I am / No, I'm not ...– isn't.] ...	28
Lesson 9	Our Doll's House [These are / Those are – Numbers (1-10) – Plurals: -s]	30
Lesson 10	In Town [We are / You are / They are]	32
Lesson 11	On the Train [Are we / Are you / Are they? – Yes, we are. / No, we aren't.]	34
Lesson 12	Kids' Corner In London [I'm not / You aren't / He isn't ... – We / You / They aren't.] ...	36
Revision 2 [Lessons 7-12]		38
Story 2 Bears in the City		40
Lesson 13	The Birthday Party [Plurals: -es, -ies]	42
Lesson 14	A Funny Dance [There is / There are – Numbers (11-20)]	44
Lesson 15	Suzy's Birthday [Some / Any]	46
Lesson 16	At the Zoo [Can / Can't]	48
Lesson 17	Spike can run fast [Can I? Yes, I can. / No, I can't.]	50
Lesson 18	Kids' Corner At the Show [Irregular Plurals]	52
Revision 3 [Lessons 13-18]		54
Story 3 The Ants		56



Lesson 19	The Monsters [Have got (Affirmative)]	58
Lesson 20	Iggy's Good Friends [Have got (Negative / Question – Short answers)]	60
Lesson 21	Carnival Time [Present Continuous (Affirmative)]	62
Lesson 22	In the Park [Present Continuous (Negative)]	64
Lesson 23	The Snowman [Present Continuous (Questions - Short answers)]	66
Lesson 24	Kids' Corner The Weather [Present Continuous (All forms)]	68

Revision 4 [Lessons 19-24] 70

Story 4 **Jed's New Clothes** 72

Lesson 25	The School Garden [Imperative]	74
Lesson 26	Every day, I ... [Simple Present (I / You / We / You / They)]	76
Lesson 27	Do you like quizzes? [Simple Present (Questions – Short answers)]	78
Lesson 28	Billy's Day [Simple Present (He / She / It – ... o'clock)]	80
Lesson 29	Billy's Questions [Simple Present (He / She / It – Questions – Short answers)]	82
Lesson 30	Kids' Corner The Days of the Week [Simple Present (Negative all persons)]	84

Revision 5 [Lessons 25-30] 86

Story 5 **The Dolphin** 88

Lesson 31	The Farm [Subject + Object Pronouns]	90
Lesson 32	Rosie the Pig [Comparative]	92
Lesson 33	The Horse and the Rabbit [Superlative]	94
Lesson 34	In the Library [I must / I mustn't]	96
Lesson 35	Billy's Email [Was / Were (Affirmative – There was / There were)]	98
Lesson 36	Kids' Corner The Town of Fenton [Was / Were (Negative/Question)]	100

Revision 6 [Lessons 31-36] 102

Story 6 **The Wolf and the Five Little Pigs** 104



Lesson 37	The Puppy [Simple Past (Regular – Affirmative)]	106
Lesson 38	The Puppy's New Home [Simple Past (Irregular – Affirmative)]	108
Lesson 39	The Animal Shelter [Simple Past (Regular / Irregular – Negative)]	110
Lesson 40	Sports Day [Simple Past (Regular / Irregular – Question – Negative)]	112
Lesson 41	Last Day of School [Will / Won't]	114
Lesson 42	Kids' Corner What's your favourite month? [Question Words]	116
Revision 7 [Lessons 37-42]		118
Story 7 The Frog and the Horse		120

Christmas Carols 122

Celebrations [It's Christmas!] 124
 [It's Easter!] 126




The

Happy Kids

SONG





Sing!

We're the Happy Kids
One, Two, Three
Lizzy, Joe, Iggy and me

We're the Happy Kids
One, Two, Three
All as happy as can be.

Welcome to Happy Kids!

Γεια σας παιδιά
και καλώς ήρθατε στο *Happy Kids*.

Είμαι ο *Iggy* και είμαι το βατραχάκι του *Billy*.
Η *Lizzy* και ο *Joe* είναι φίλοι μας. Μαζί θα σας
βοηθήσουμε να κάνετε τα πρώτα σας βήματα
στον κόσμο της αγγλικής γλώσσας.

Διασκεδάστε παρακολουθώντας τι κάνουμε
στην καθημερινή μας ζωή και ανακαλύψτε
πόσο εύκολο και ευχάριστο είναι
να μάθετε να μιλάτε και να γράφετε
στην καινούρια αυτή γλώσσα.

Ο *Billy*, η *Lizzy* και ο *Joe*
θα σας πουν περισσότερα.



Billy

Σ' αυτό το βιβλίο
θα σας δείξω
το σπίτι μου,
την οικογένειά μου και
την πόλη που ζούμε.


Lizzy

Ναι, και θα επισκεφθείτε
το σχολείο μας όπου θα
συναντήσετε την αγαπημένη μας
δασκάλα, την Miss Bell.
Θα γνωρίσετε επίσης τον Spike,
τον σκανταλιάρη συμμαθητή μας,
που συνεχώς μπλέκει σε μελαδές.

Joe

Σας προσκαλούμε σε ένα επεισοδιακό πάρτι
γενεθλίων αλλά και σε εκδρομές σε πολλά
συναρπαστικά μέρη. Μαζί θα επισκεφθούμε
το πάρκο, τον ζωολογικό κήπο
αλλά και τη φάρμα όπου ζουν ο παππούς
και η γιαγιά μου.

Η ιστορία μας αρχίζει με την πρώτη μέρα του Billy
στο σχολείο μετά τις καλοκαιρινές διακοπές.
Έξω βρέχει και ο Billy φτιάχνει την τσάντα του. Ο Iggy ...



book




notebook



pencil




rubber




1 Read and match.

- pencil b
- 1 notebook
- 2 book
- 3 rubber



an + a, e, i, o, u



a book



a rubber



a frog



an apple



an orange



an umbrella

2 Write a or an.

.....^a chair

2 bag

4 umbrella

1 apple

3 orange

5 pen

Play

3 Look and say.

① a book

② a book and an orange

③ a book, an orange and a pencil

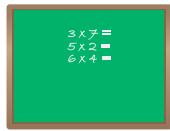


4  Sing.

An umbrella and a rubber
And an apple and a bag
A pen and a pencil too.
Cool! I'm ready for school
Cool! I'm ready for school



desk



board



computer



teacher




1 Read and circle.



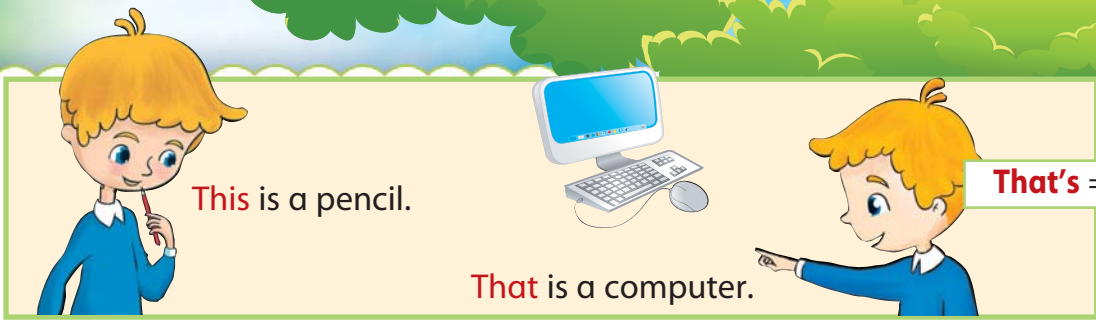
desk / chair




1 computer / desk



2 teacher / board



2 Write This or That. Then colour.



1 is a yellow umbrella.


..... is an orange bag.



2 is a green apple.

..... is a brown rabbit.

3 Listen and number. Then write.



1 **teacher**

2

3

4

5

4 Draw and say.

This is a dog.
That is a cat.



3

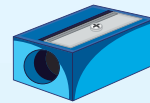
In the Classroom



ruler



pencil case



pencil sharpener

Miss Smith: Good morning, children.

Children: Good morning, Miss Smith.

Miss Smith: Sit down, please and look at the board. What's this, Tania?



Tania: It's a ruler. It's a brown ruler.

Miss Smith: Yes. And, what's this, Susan?

Susan: It's a pencil case. It's an orange pencil case.

Miss Smith: What's that, Sam?

Sam: Er ..., it's a pencil sharpener. It's a green pencil sharpener.



1 Read and write: Miss Smith • Tania • Susan • Sam

Sit down, please. **Miss Smith**

It's a brown ruler. **1**


Look at the board. **2**

It's a pencil case. **3**

It's a green pencil sharpener. **4**


What's this?

It's an egg.



What's that?

It's a box.



What's = What is

It's = It is

2 Write: it's, what's, this.

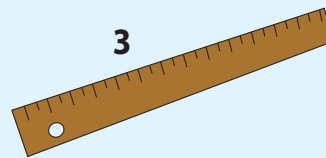
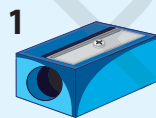


1 What's ?
..... a pencil.

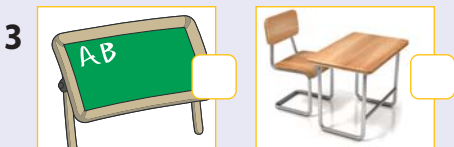
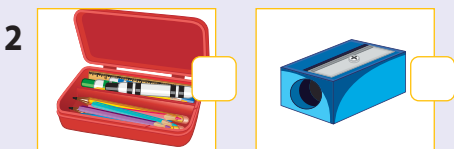



2 that?
..... a book.

3 Look and say.



4 Listen and tick (✓).



5 Sing.

What's this?
It's a red, red fish.
What's that?
It's a black, black cat.

A cat in a hat
And a fish on a dish
And the cat in the hat
And the fish on the dish


The cat with the dish
And then ... oops! No fish!





4

My Family




1 Read and complete.

1 Look at my p....., Joe.

3 That's my s....., Molly.

2 It's my f..... .

4 Look at your f....., Billy!



my frog



your pencil



his bag



her hat



its nest


2 Circle.



Look at **his / her** bag.



1 This is **my / her** ice cream.



2 That is **her / his** yo-yo.



3 This is **your / its** watch.



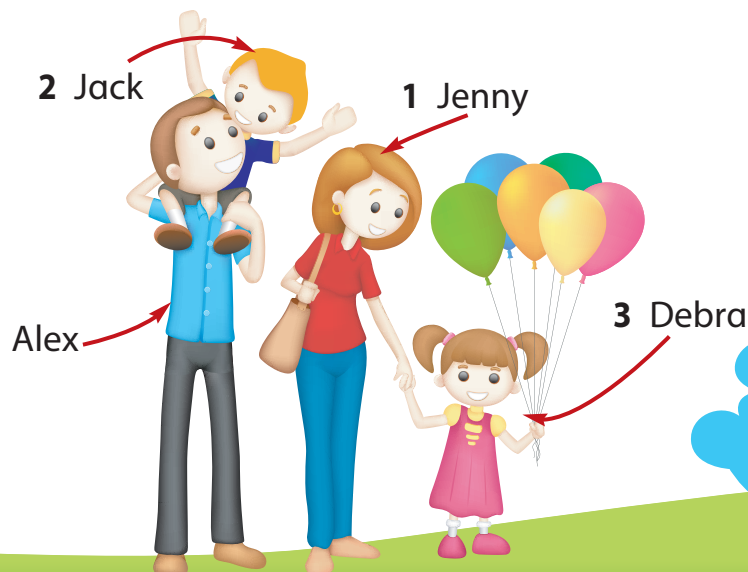
4 That is **her / his** computer.



5 That's a dog.
Look at **your / its** silly hat.

3 Look and say.


Hello!
I'm Philip and this is my family. This is my dad, Alex. This is my mum, ...





5

Be careful, Billy!



biscuits



grandpa



grandma



lamp



1 Read and match.



1 d



2



3



4

a Here's your milk and biscuits.

b Be careful, Billy!

c Phew! The lamp.

d Oh no! Our biscuits.

2 Look and write.

brother • grandma • mum • sister • dad • family • grandpa

My family

1 My

2 My

3 My

4 My

5 My

6 My

This is me

our rabbit your ice cream their grandma

3 Write: our, your, their.

- 1 – Here’s milk,
Julie.
– Thank you.



- 2 – Who’s that?
– It’s Penny and Jim with
..... grandpa.



- 3 – Who’s that?
– It’s me and my sister
with cat.



4 Sing.

My name’s Emily
Emi-Emily
This is my happy, happy family
This is my dad, my mum
My brother, Sam
My grandpa, Tom
And grandma, Pam





My Pet




parrot



kitten



mouse



mother

father

1



Hello! My name is Cindy and this is my pet. It's a small white mouse.

2



This is Jason with his mother, father, sister and their small grey kitten, Smoky.

3

This is Helen's orange, green and blue parrot.



4

Hi! I'm Fiona and this is my white rabbit, Tootsie. It's very sweet.



1 Read and match.


- | | | |
|-----------|---|------------|
| 1 Helen's | • | • a kitten |
| 2 Jason's | • | • b mouse |
| 3 Fiona's | • | • c parrot |
| 4 Cindy's | • | • d rabbit |



2 Look and say. Then write.



- What's this?
- It's **Paul's book**



1 - What's that?
- It's



2 - What's that?
- It's



3 - What's this?
- It's

3 Listen and number.



4 Colour the parrot. Then write about it.

This parrot is
..... ,
..... and
..... . It's
very








Revision 1





Lessons 1-6

1 Look and write. book • ~~notebook~~ • pencil • rubber • ruler • desk • board

DOWN ↓

1  2  3 

ACROSS →

4  5  6  7 

1 n
o
t
e
b
o
o
k

2 ○
○
○
○
○
○
○
○
○
○

3 ○
○
○
○
○
○
○
○
○
○

4 ○
e
b
o
o
k

5 ○
○
○
○
○
○
○
○
○
○

6 ○
○
○
○
○
○
○
○
○
○

7 ○
○
○
○
○
○
○
○
○
○

2 Look and write.

grandpa • family • brother • sister • ~~picture~~ • dad

Hi! I'm Pete. Look at this picture It's my

1 This is my grandma,


Millie and my 2,

Jeff. This is my mum, Sue,


my 3, Bob,



my 4, Penny,

my 5, Dan, and me.



3 Look and write.

Hi! I'm Sally and this is my  r abbit

It's  1 g..... and  2 w.....

And look! This is my  3 p.....

It's  4 o.....,  5 g..... and

 6 y.....

4 Match.

Look at d a morning.

- 1 Good b careful.
- 2 Sit c your milk.
- 3 Be d my picture.
- 4 Here's e that?
- 5 Who's f down.



5 Write this or that. Then write a or an.

What's **this**

It's **a** watch.



1 What's

It's ice cream.



2 What's

It's pencil sharpener.



3 What's

It's egg.

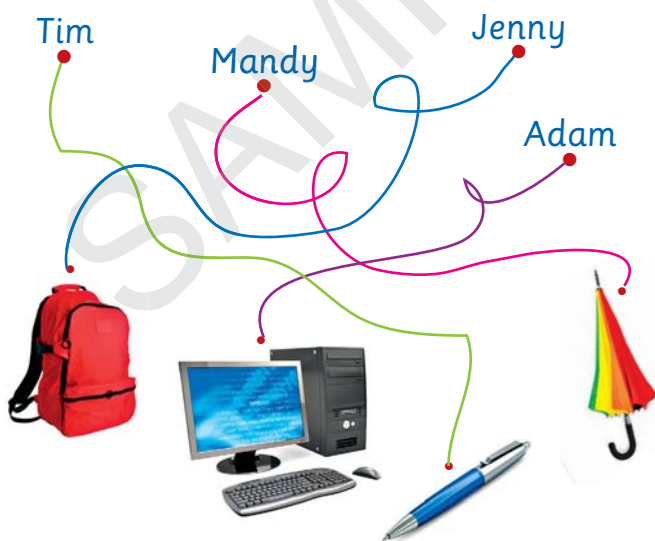


4 What's

It's lamp.



7 Look and write.



It's **Jenny's** bag. 2 It's umbrella.

1 It's pen. 3 It's computer.

6 Circle.



Here's **your** / her ice cream, Alex.



1 Look at **his** / its nest!



2 That's Mary with **his** / her dad.





3 Look at **my** / its mouse.






4 This is me and my brother with **our** / their kitten.




5 That's Kate and Jim with **her** / their grandma.





Read and match. Who says ... ?

- 1 What's that, Roger?
- 2 This is my new pencil.
- 3 Nice picture, Roger!





Happy Kids

HAPPY KIDS Junior A + B is an innovative new coursebook specifically designed to be taught over the course of one school year. It offers young learners both an enjoyable and stimulating learning experience as they join Billy, his pet frog, Iggy, and their friends, Lizzy and Joe on their exciting adventures.

HAPPY KIDS Junior A + B features:

- a carefully graded syllabus which introduces children to the English language in an easy to understand way.
- a variety of fun, interactive exercises which enable children to develop their confidence in the areas of **reading, writing, speaking** and **listening**.
 - regular **revision lessons** to test the knowledge children have gained.
- **seven short animal stories** followed by fun activities.
 - lively, entertaining songs.

Components for the Student:

- Starter • Coursebook
 - Workbook
- Words & Grammar
 - Test Booklet
- Interactive e-book

Components for the Teacher:

- Starter • Coursebook • Teacher's Guide
 - Workbook • Words & Grammar
 - Flashcards • Posters
 - Test Booklet • Audio CDs
 - IWB Software

One - year course

Junior A + B

ISBN 13: 978-960-409-921-4



9 789604 099214

GRIVAS
publications