

Karen Glover

Marianne Rolands

Claudia Milza

# The Magic Ball

WORKBOOK

JUNIOR A





# The Magic Ball

WORKBOOK

JUNIOR A





# Lesson a

Look and read.

I am ...  
Am I ...?  
I am not ...

You are ...  
Are you ...?  
You are not ...

I'm = I am  
You're = You are



I am Philip.    ■ Am I Vicky?  
I'm Philip.    ■ Yes, you are.

You are Chester.  
You're Chester.

■ Are you Mary?  
■ No, I'm not.  
■ Are you Helen?  
■ Yes, I am.

You are not Vicky.

## 1 Look and write **am** or **are**.

'...**Are**... you Becky?'  
'Yes, I ...**am**... '

1 You ..... not Mr Carter.

2 '..... you a cat?'  
'No, I ..... not.'

3 '..... I a mouse?'  
'Yes, you ..... '



## 3 Look and write: **please**, **thank you**, **goodbye**.



.....**Goodbye**....., Max.

## 2 Look and choose.

..... am Tim.

- a You
- b I

1 'Are you Meg?'  
'Yes, I ..... '

- a am
- b are

2 'Are you Mr Hill?'  
'No, I ..... '

- a are not
- b am not

3 ..... are Liz.

- a I
- b You

4 You ..... Philip Carter.

- a am not
- b are not

5 '..... you Mary?'  
'Yes, I am.'

- a Are
- b Am



1 A cat, .....



2 ..... , David.





# Lesson b




Look and read.

What is this?  
What's this?



It is a mouse.  
It's a mouse.





1 Look and write, as in the example.

	..What is this? ..What's this?  ..It is .. a cat. ..It's .. a cat.		1 ..... this? ..... this?  ..... a dog. ..... a dog.		2 ..... this? ..... this?  ..... a zebra. ..... a zebra.
---	--	---	--	---	--

2a Read and match.

- |                  |   |                   |
|------------------|---|-------------------|
| 1 Hello, Philip. | • | I'm fine, thanks. |
| 2 How are you?   | • | It's a mouse.     |
| 3 What's this?   | • | Hi, Max!          |

b Now look and write.

			
Hello .., Philip. .....	1 ....., Max!	2 How ..... ?	3 I ....., .....







# Hello. Goodbye.

1 Look and write: **Good afternoon, Goodnight, Good morning.**



Good morning, John.



1 .....,  
Mr Smith.



2 .....,  
Mum.


2 Put in the correct order.

- I'm fine, thank you, Peter. And you? .....
- I'm fine, thanks. ....
- Hello, Mary. How are you? ..... 1


3 Look and write: **am, are, how, hi, goodbye, fine.**

- Are ..... you Liz?
- Yes, I ..... am .....
- 1 ■ Hello, Tina.  
■ ....., Sam! ..... are you?  
■ I'm ..... , thanks.
- 2 ■ ..... , Tina.  
■ Bye!


4 Look and write.




cat .....



2 .....



1 .....



3 .....






# Lesson c

Look and read.

What's **this**?  It's a cat.


It's **a** spider. 

What's **that**?  It's a dog.

It's **an** octopus. 

**an** apple 

**an** egg 

**an** ice cream 

**an** umbrella 

1 Look and write **this** or **that**. Then answer the question.

What's **that** ?  
It's a brown dog



1 What's ..... ?



2 What's ..... ?



3 What's ..... ?



2 Look and write **a** or **an**.

**a** mouse

**an** octopus

1 ..... umbrella

2 ..... tree house

3 ..... parrot

4 ..... egg

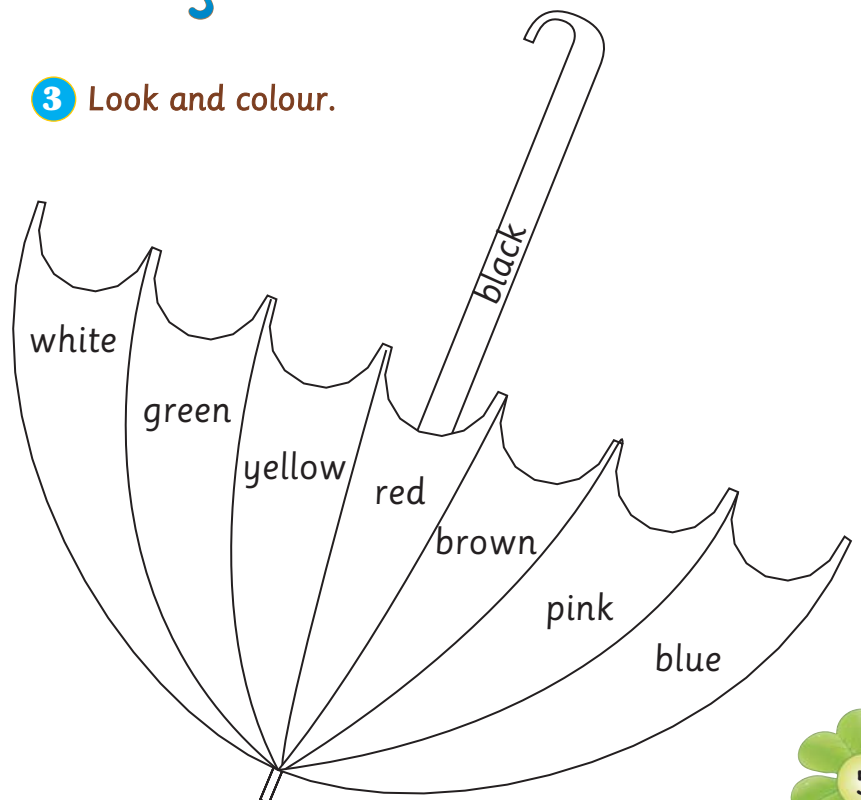
5 ..... ice cream

6 ..... rabbit

7 ..... cat

8 ..... apple

3 Look and colour.





# Lesson d

isn't = is not

Look and read.

Is this / that ...?

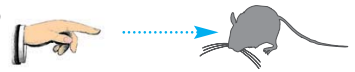
Yes, it **is**. / No, it **isn't**.

1 Look and write **this** or **that**. Then write **Yes, it is** or **No, it isn't**.

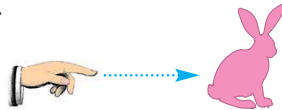
Is **this** a book?  
No, it isn't



2 Is ..... a spider?



Is **that** a rabbit?  
Yes, it is



3 Is ..... an umbrella?



1 Is ..... a hat?



4 Is ..... a mouse?



Look and read.

Max → **he**

Becky → **she**

parrot / cat / dog / umbrella / ball → **it**



He **is** Max.  
He's Max.



She **is** Becky.  
She's Becky.



It **is** a parrot.  
It's a parrot.

He is ...  
Is he ...?  
He is not ...

She is ...  
Is she ...?  
She is not ...

It is ...  
Is it ...?  
It is not ...

2 Look and write: **he, she, it**.



Liz

..... **she** .....



dog

1 .....



Tom

2 .....



banana

3 .....



Mr Carter

4 .....



Meg

5 .....

3 Look and write, as in the example.

Susan is a girl.

..... **She is** ..... a girl.

1 John is a boy.

..... a boy.

2 The umbrella isn't red.

..... red.

3 Brenda isn't sad.

..... sad.

4 The spider is black.

..... black.

5 Is Mr Hill happy?

..... happy?



**THE MAGIC BALL** is an innovative new series for **Junior A** and **Junior B** classes which invites young learners to take their first steps in English. The combination of a magical world and realistic situations is ideal for teaching English at this level.

**THE MAGIC BALL** series features:

- a carefully graded syllabus which familiarises children with the basic structures of English.
- a variety of practical, creative exercises which enable children to develop reading, writing, speaking and listening skills in an entertaining way.
- lively songs
- regular revision and testing

There is also:

- an interesting play for the children to enact their own adventure

The adventure story in **THE MAGIC BALL** will capture the young learners' imagination giving them access to a world where learning is fun.

**Components:**

- Starter • Coursebook • Workbook • Words & Grammar
- Test Booklet • Teacher's Book / Guide interleaved with lesson plans • Flashcards • Posters • Audio CDs
- IWB Software DVD-ROM
- Storyline DVD / Storyline DVD-ROM



ISBN 13: 978-960-409-549-0



 **GRIVAS**  
publications