

FIONA LONGDEN – KATHLEEN O'BRIEN

ENGLISH FOR ADULTS

COURSEBOOK

A three-book series taking false beginners to First Certificate level.



 **GRIVAS**
publications

1

ENGLISH FOR ADULTS

COURSEBOOK

A three-book series taking false beginners to First Certificate level.



1

UNIT	LANGUAGE	LISTENING	SPEAKING	WRITING
1 page 6 HELLO! WHERE ARE YOU FROM?	<ul style="list-style-type: none"> The verb 'be' Nationalities Numbers 	<ul style="list-style-type: none"> Listening for specific information 	<ul style="list-style-type: none"> Pairwork – personal information / introducing yourself 	<ul style="list-style-type: none"> Short text – personal introduction
2 page 10 HOME SWEET HOME	<ul style="list-style-type: none"> The verb 'have got' Ordinal numbers 	<ul style="list-style-type: none"> Listening for specific information 	<ul style="list-style-type: none"> Pairwork – describing 	<ul style="list-style-type: none"> Short text – describing a house
3 page 14 WHAT ARE THEY DOING?	<ul style="list-style-type: none"> Present Progressive 	<ul style="list-style-type: none"> Listening for key words Pronunciation – /ʌ/, /æ/, /ɑ:/, /ɔ:/ 	<ul style="list-style-type: none"> Pairwork – discussing future plans 	<ul style="list-style-type: none"> Diary entry
4 page 18 I LIKE READING IN MY SPARE TIME	<ul style="list-style-type: none"> Simple Present [I] (affirmative) Time 	<ul style="list-style-type: none"> Listening and matching 	<ul style="list-style-type: none"> Responding to visuals 	<ul style="list-style-type: none"> Short text – describing your routine
5 page 22 AUSTRIA <i>(Revision - Units 1-5)</i>	<ul style="list-style-type: none"> Seasons Months 		<ul style="list-style-type: none"> Discussion 	
6 page 26 A VISIT TO LONDON	<ul style="list-style-type: none"> Simple Present [II] (affirmative, negative, interrogative) Question Words 	<ul style="list-style-type: none"> Listening for specific information 	<ul style="list-style-type: none"> Role play – asking for information 	<ul style="list-style-type: none"> Composition
7 page 30 THE TOWER OF LONDON	<ul style="list-style-type: none"> Simple Present or Present Progressive? 	<ul style="list-style-type: none"> Listening for specific information Pronunciation – /ɒ/, /ɔ:/ 	<ul style="list-style-type: none"> Role play – buying tickets 	<ul style="list-style-type: none"> Tour schedule
8 page 34 CLOTHES	<ul style="list-style-type: none"> Possessive Adjectives Possessive Case 	<ul style="list-style-type: none"> Listening and matching Pronunciation – /e/, /ɜ:/, /ə/ 	<ul style="list-style-type: none"> Role play – buying clothes 	<ul style="list-style-type: none"> E-mail
9 page 38 CHRISTMAS DAY	<ul style="list-style-type: none"> Plurals Some / Any 	<ul style="list-style-type: none"> Listening for specific information 	<ul style="list-style-type: none"> Role play – buying fruit / vegetables 	<ul style="list-style-type: none"> Informal letter
10 page 42 FANTASTIC ISLANDS <i>(Revision - Units 6-10)</i>			<ul style="list-style-type: none"> Discussion 	
11 page 46 AT THE DOCTOR'S	<ul style="list-style-type: none"> Derivatives of some / any (somebody, something, etc.) 	<ul style="list-style-type: none"> Listening and matching 	<ul style="list-style-type: none"> Dialogue – giving personal information 	<ul style="list-style-type: none"> Informal letter
12 page 50 WHAT'S ON THE MENU TONIGHT?	<ul style="list-style-type: none"> Countable and Uncountable Nouns Many, Much 	<ul style="list-style-type: none"> Listening for specific information Pronunciation – /ʊ/, /u:/ 	<ul style="list-style-type: none"> Pairwork – likes and dislikes 	<ul style="list-style-type: none"> Short text
13 page 54 MEMORIES	<ul style="list-style-type: none"> Simple Past [I] (regular verbs, be) 	<ul style="list-style-type: none"> Listening and note-taking 	<ul style="list-style-type: none"> Pairwork – responding to visuals 	<ul style="list-style-type: none"> Composition –

UNIT	LANGUAGE	LISTENING	SPEAKING	WRITING
14 GETTING A JOB page 58	<ul style="list-style-type: none"> • Simple Past [II] (irregular verbs, have) 	<ul style="list-style-type: none"> ■ Listening and note-taking ■ Pronunciation – -ed endings 	<ul style="list-style-type: none"> ■ Role play – job interview 	<ul style="list-style-type: none"> ■ Report
15 ADVERTISEMENTS (Revision - Units 11-15) page 62			<ul style="list-style-type: none"> ■ Discussion 	
16 AT THE TRAVEL AGENT'S page 66	<ul style="list-style-type: none"> • Can • May / Might 	<ul style="list-style-type: none"> ■ Listening for specific information 	<ul style="list-style-type: none"> ■ Role play – booking a holiday 	<ul style="list-style-type: none"> ■ Informal letter
17 IN THE COUNTRYSIDE page 70	<ul style="list-style-type: none"> • Be going to 	<ul style="list-style-type: none"> ■ Listening for specific information 	<ul style="list-style-type: none"> ■ Pairwork – talking about plans 	<ul style="list-style-type: none"> ■ Postcard
18 FASHION page 74	<ul style="list-style-type: none"> • Simple Future [will] • Shall 	<ul style="list-style-type: none"> ■ Listening for specific information ■ Pronunciation – /ðeə/ 	<ul style="list-style-type: none"> ■ Pairwork – talking about clothes 	<ul style="list-style-type: none"> ■ Informal letter
19 THE HOMELESS page 78	<ul style="list-style-type: none"> • Imperative • Must 	<ul style="list-style-type: none"> ■ Listening and identifying 	<ul style="list-style-type: none"> ■ Groupwork Roleplay 	<ul style="list-style-type: none"> ■ Composition
20 GUIDE TO BRITAIN (Revision - Units 16-20) page 82			<ul style="list-style-type: none"> ■ Discussion 	
21 FAMOUS ACTORS page 86	<ul style="list-style-type: none"> • Comparatives 	<ul style="list-style-type: none"> ■ Listening and note-taking 	<ul style="list-style-type: none"> ■ Pairwork – Describing people 	<ul style="list-style-type: none"> ■ Article
22 GETTING AROUND page 90	<ul style="list-style-type: none"> • Superlatives 	<ul style="list-style-type: none"> ■ Listening and labelling 	<ul style="list-style-type: none"> ■ Pairwork – asking about travel plans 	<ul style="list-style-type: none"> ■ Report
23 CHILDCARE page 94	<ul style="list-style-type: none"> • Personal Pronouns • Possessive Adjectives / Pronouns 	<ul style="list-style-type: none"> ■ Listening and identifying ■ Pronunciation – /tʃ/, /dʒ/ 	<ul style="list-style-type: none"> ■ Responding to visuals ■ Discussion – childcare 	<ul style="list-style-type: none"> ■ Informal letter
24 TRAVEL page 98	<ul style="list-style-type: none"> • Simple Present Perfect [I] (regular verbs) 	<ul style="list-style-type: none"> ■ Listening and matching 	<ul style="list-style-type: none"> ■ Pairwork – personal information 	<ul style="list-style-type: none"> ■ Informal letter
25 HEALTH (Revision - Units 21-25) page 102			<ul style="list-style-type: none"> ■ Discussion 	
26 TO THE RESCUE page 106	<ul style="list-style-type: none"> • Simple Present Perfect [II] (irregular verbs) ■ Prepositions 	<ul style="list-style-type: none"> ■ Listening and identifying a sequence 	<ul style="list-style-type: none"> ■ Role play – interview 	<ul style="list-style-type: none"> ■ Formal letter

UNIT	LANGUAGE	LISTENING	SPEAKING	WRITING
27 <i>STRATFORD-UPON-AVON</i> page 110	<ul style="list-style-type: none"> The Negative-Interrogative Form Prepositional Phrases 	<ul style="list-style-type: none"> Listening for specific information 	<ul style="list-style-type: none"> Pairwork – responding to visuals 	<ul style="list-style-type: none"> Review
28 <i>TENNIS</i> page 114	<ul style="list-style-type: none"> Used to Prepositions 	<ul style="list-style-type: none"> Listening for specific information Pronunciation – /ɪ/, /i:/, /s/, /ʃ/, /æ/, /ʌ/ 	<ul style="list-style-type: none"> Pairwork – talking about sports 	<ul style="list-style-type: none"> Article
29 <i>ACCIDENTS HAPPEN</i> page 118	<ul style="list-style-type: none"> Past Progressive Prepositional Phrases 	<ul style="list-style-type: none"> Listening and note-taking 	<ul style="list-style-type: none"> Talking about a past experience Responding to visuals 	<ul style="list-style-type: none"> Informal letter
30 <i>A HOLIDAY WITH A DIFFERENCE (Revision - Units 26-30)</i> page 122			<ul style="list-style-type: none"> Discussion 	
31 <i>A DIFFERENT WAY OF STUDYING</i> page 126	<ul style="list-style-type: none"> Future Progressive Prepositions 	<ul style="list-style-type: none"> Listening for specific information 	<ul style="list-style-type: none"> Pairwork – making arrangements 	<ul style="list-style-type: none"> E-mail
32 <i>LOUD AND CLEAR</i> page 130	<ul style="list-style-type: none"> Adverbs of Manner Adverbs of Frequency Prepositional Phrases 	<ul style="list-style-type: none"> Listening and note-taking 	<ul style="list-style-type: none"> Role play – speaking on the telephone 	<ul style="list-style-type: none"> Article
33 <i>THE PLANET IS GETTING WARMER</i> page 134	<ul style="list-style-type: none"> First Conditional Prepositions 	<ul style="list-style-type: none"> Listening for specific information 	<ul style="list-style-type: none"> Responding to visuals Discussion 	<ul style="list-style-type: none"> Report
34 <i>SHALL WE GO OUT FOR A MEAL?</i> page 138	<ul style="list-style-type: none"> Ought to / Should Would 	<ul style="list-style-type: none"> Listening and note-taking 	<ul style="list-style-type: none"> Responding to visuals Groupwork – planning 	<ul style="list-style-type: none"> Informal letter
35 <i>A TASTE OF LUXURY (Revision - Units 31-35)</i> page 142			<ul style="list-style-type: none"> Discussion 	
36 <i>LEARNING LANGUAGES</i> page 146	<ul style="list-style-type: none"> Present Perfect Progressive Prepositions 	<ul style="list-style-type: none"> Listening for specific information 	<ul style="list-style-type: none"> Pairwork – responding to visuals 	<ul style="list-style-type: none"> Informal letter
37 <i>FEELINGS</i> page 150	<ul style="list-style-type: none"> Simple Past Perfect Prepositional Phrases 	<ul style="list-style-type: none"> Listening and matching 	<ul style="list-style-type: none"> Pairwork – talking about feelings 	<ul style="list-style-type: none"> Story
38 <i>RELATIONSHIPS</i> page 154	<ul style="list-style-type: none"> Question Tags Prepositions 	<ul style="list-style-type: none"> Listening and identifying a sequence 	<ul style="list-style-type: none"> Groupwork – responding to visuals 	<ul style="list-style-type: none"> Formal letter

UNIT	LANGUAGE	LISTENING	SPEAKING	WRITING
39 MOVING DAY page 158	<ul style="list-style-type: none"> ● The Infinitive ● Too / Enough ■ Prepositional Phrases 	<ul style="list-style-type: none"> ■ Listening and identifying 	<ul style="list-style-type: none"> ■ Groupwork – organising a party 	<ul style="list-style-type: none"> ■ Informal letter
40 LEARNING TO BE CREATIVE (Revision - Units 36-40) page 162			<ul style="list-style-type: none"> ■ Discussion 	
41 THE ACCIDENT AND EMERGENCY DEPARTMENT page 166	<ul style="list-style-type: none"> ● Reflexive and Emphatic Pronouns ■ Prepositions 	<ul style="list-style-type: none"> ■ Listening for specific information ■ Listening and matching 	<ul style="list-style-type: none"> ■ Responding to visuals 	<ul style="list-style-type: none"> ■ Article
42 WINTER SPORTS page 170	<ul style="list-style-type: none"> ● Have to / Must ● Can / Could - Be able to ■ Prepositional Phrases 	<ul style="list-style-type: none"> ■ Listening and note-taking 	<ul style="list-style-type: none"> ■ Giving advice 	<ul style="list-style-type: none"> ■ Information leaflet
43 FUR: WHO PAYS THE PRICE? page 174	<ul style="list-style-type: none"> ● The Passive Voice [I] ■ Prepositions 	<ul style="list-style-type: none"> ■ Listening for specific information ■ Pronunciation – /əʊ/ 	<ul style="list-style-type: none"> ■ Groupwork – responding to visuals 	<ul style="list-style-type: none"> ■ Composition
44 A HISTORIC TOWN page 178	<ul style="list-style-type: none"> ● The Passive Voice [II] ■ Prepositional Phrases 	<ul style="list-style-type: none"> ■ Listening for specific information 	<ul style="list-style-type: none"> ■ Groupwork – making suggestions, agreeing, disagreeing 	<ul style="list-style-type: none"> ■ Report
45 BANFF NATIONAL PARK (Revision - Units 41-45) page 182			<ul style="list-style-type: none"> ■ Discussion 	
46 IF I WERE A RICH MAN ... page 186	<ul style="list-style-type: none"> ● Second Conditional ● Third Conditional ■ Prepositions 	<ul style="list-style-type: none"> ■ Listening and matching ■ Pronunciation – difficult words 	<ul style="list-style-type: none"> ■ Pairwork – responding to visuals 	<ul style="list-style-type: none"> ■ Article
47 AMAZING ACHIEVEMENTS page 190	<ul style="list-style-type: none"> ● Articles – The ■ Prepositional Phrases 	<ul style="list-style-type: none"> ■ Listening and note-taking 	<ul style="list-style-type: none"> ■ Prioritising ■ Discussion 	<ul style="list-style-type: none"> ■ Article
48 REALITY SHOWS page 194	<ul style="list-style-type: none"> ● The Gerund ■ Prepositions 	<ul style="list-style-type: none"> ■ Listening and identifying 	<ul style="list-style-type: none"> ■ Groupwork – decision- making 	<ul style="list-style-type: none"> ■ Formal letter
49 THE PUB page 198	<ul style="list-style-type: none"> ● Relative Clauses ■ Prepositional Phrases 	<ul style="list-style-type: none"> ■ Listening for specific information 	<ul style="list-style-type: none"> ■ Describing and identifying pictures 	<ul style="list-style-type: none"> ■ Informal letter
50 AFRAID OF FLYING? (Revision - Units 46-50) page 202			<ul style="list-style-type: none"> ■ Discussion 	
page 206	Information for speaking exercises			
page 207	Irregular Verbs			

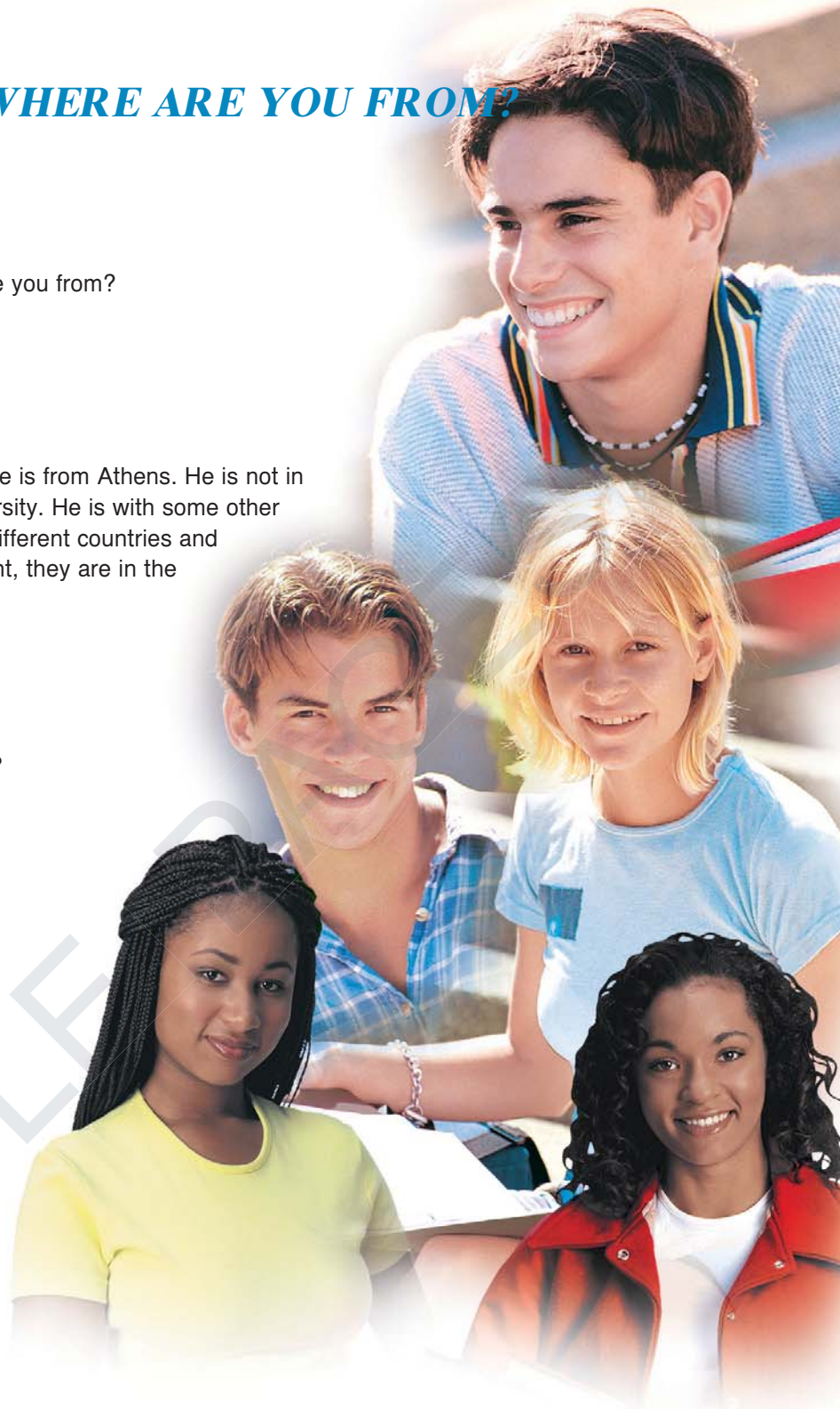
Discussion

- What's your name? How old are you? Where are you from?
- Are you a student?

Reading

Pavlos is nineteen years old. He is a student and he is from Athens. He is not in Greece at the moment – he is in England, at university. He is with some other students. They are not English. They are all from different countries and they are in England for the first time. At the moment, they are in the university café.

PAVLOS: Hello! I'm Pavlos. What's your name?
BETTINA: Hi! I'm Bettina. Are you a student here?
PAVLOS: Yes, I am. Where are you from, Bettina?
BETTINA: Germany. What about you? Where are you from?
PAVLOS: Greece. This is my friend, Fabio.
BETTINA: Nice to meet you, Fabio. Are you Greek too?
FABIO: No, I'm not. I'm Italian.
BETTINA: What part of the country are you from?
FABIO: I'm from Naples. It's a large city in the south of Italy. This is Martha and her sister, Kay. They're from South Africa.
MARTHA: No, we aren't. We're from Kenya.






Comprehension

Tick (✓) the correct statements.

- 1 Pavlos is from England.
- 2 Pavlos is a student in Greece.
- 3 The students in the café aren't from England.
- 4 Bettina and Fabio are from different countries.
- 5 Fabio isn't from a city.
- 6 Martha and Kay are Kenyan.

Vocabulary

Fill in the correct nationalities.

COUNTRY	NATIONALITY
 Germany	<u>German</u>
 Greece	1 _____
 England	2 _____
 Italy	3 _____
 Kenya	4 _____

Vocabulary Development

1 Write the correct country for each flag. Note the nationality each time.

France Mexico Spain Canada Holland
Australia Japan India USA Poland Ireland



Spain
Spanish



1 _____
Polish



2 _____
American



3 _____
French



4 _____
Canadian



5 _____
Irish



6 _____
Dutch



7 _____
Indian



8 _____
Australian



9 _____
Mexican



10 _____
Japanese

2a Write the missing numbers in words.

zero	0	twenty	20
_____	1	twenty-one	21
_____	2	_____	22
three	3	_____	23
four	4	twenty-four	24
_____	5	_____	25
_____	6	_____	26
_____	7	_____	27
eight	8	_____	28
_____	9	_____	29
_____	10	thirty	30
_____	11	forty	40
twelve	12	fifty	50
thirteen	13	sixty	60
fourteen	14	_____	70
fifteen	15	_____	80
_____	16	_____	90
_____	17	one / a hundred	100
_____	18	one / a thousand	1,000
_____	19	one / a million	1,000,000

b Write the numbers, as in the example.

twenty-two <u>22</u>	thirty-nine _____
forty-three _____	fifty-four _____
sixty-five _____	seventy-six _____
eighty-seven _____	ninety-eight _____

Grammar

The verb 'be'

Affirmative

I am → I'm Pavlos.
 You are → You're Italian.
 He is → He }
 She is → She } 's here.
 It is → It }
 We are → We're in England.
 You are → You're students.
 They are → They're Spanish.

Negative

I am not → I'm not a student.
 You are not → You aren't twenty.
 He }
 She } is not → He / She / It isn't Chinese.
 It }
 We }
 You } are not → We / You / They
 They } aren't French.

Interrogative

Am I → Am I a student?
 Are you → Are you from Athens?
 Is he → Is he Japanese?
 Is she → Is she a student?
 Is it → Is it a large city?
 Are we → Are we Italian?
 Are you → Are you in a café?
 Are they → Are they OK?

Short answers:

- Are you a student? ■ Is she Italian?
- ▲ Yes, I am. / No, I'm not. ▲ Yes, she is. / No, she isn't.
- [NOT: Yes, I'm.] [NOT: Yes, she's.]

a before a **consonant** sound:
a student, a house, a European country

an before a **vowel** sound:
an orange, an egg, an hour

Practice

1 Complete the sentences with the correct form of the verb *to be*.

Pavlos and Bettina are students.

- 1 Naples _____ in France – it is in Italy.
- 2 I _____ English. I'm from London.
- 3 _____ Anna in England for the first time?
- 4 _____ you from a city?
- 5 There _____ a university in the town. It's near my house.
- 6 _____ Jennifer from Spain?
- 7 Holland _____ a European country.
- 8 We _____ Austrian.
 We are from Germany.



2 Write the sentences in the *negative* and *interrogative*.

It is hot today.

It isn't hot today.

Is it hot today?

- 1 They're in a café.

- 2 I'm a student.

- 3 Jenny is twenty-two years old.

3 Fill in *a* or *an*.

- an American
- 1 _____ euro
 - 2 _____ city
 - 3 _____ café
 - 4 _____ e-mail
 - 5 _____ umbrella



Listening

You will hear three interviews with foreign people who live in Britain. For each statement, choose the correct answer.

- 1 a Hans is from **Austria / Germany**. b Munich is in the **north / south** of the country.
- 2 a Sonia is **thirteen / thirty** years old. b Sonia **is / isn't** a student.
- 3 a Helen **is / isn't** from an island. b George **is / isn't** a student in England.

Speaking

a In pairs, read the dialogue below.

MARK: Hello! My name is Mark.

TANYA: Nice to meet you, Mark. I'm Tanya. Where are you from?

MARK: I'm from Scotland. What about you?

TANYA: I'm Russian. I'm from Moscow.

MARK: How old are you, Tania?

TANYA: I'm twenty-three. I'm a student here.

MARK: I'm twenty-three too, but I'm not a student.

b Now imagine you and your partner are meeting for the first time.

Ask and answer questions about:

his / her name

where he / she is from

how old he / she is

if he / she is a student

Start like this:

Hello! I'm ...
What's your name?

Hi! I'm ...

Writing

1 Read the notes about Maria, a student.

FIRST NAME: Maria
 SECOND NAME: Sanchez
 AGE: 18
 MARRIED SINGLE
 NATIONALITY: Argentinian
 FROM: Buenos Aires - capital city of Argentina
 INTERESTS: music, tennis

2 Now complete this paragraph about Maria.

Her name is Maria Sanchez.
 She _____ old and she
 _____ student. She _____
 married – she's _____. She is
 _____ Buenos Aires in
 _____. It _____ city of
 that country.

3 Fill in information about yourself.

FIRST NAME: _____
 SECOND NAME: _____
 AGE: _____
 MARRIED SINGLE
 NATIONALITY: _____
 FROM: _____
 INTERESTS: _____

4 Write a paragraph about yourself like the one about Maria.

Useful Phrases

I'm married / single.

I'm not married.

It's a city / town / village / island in the north / south / east / west of the country.

... is the capital city of ...

I'm not a student. I'm a ...

ENGLISH FOR ADULTS is a three-book series which has been specially designed to take adult learners from false beginner level to **B2** level. On completion of the course, learners will be fully equipped with the skills and language knowledge necessary for success in a **B2** level examination. Learners will also be able to use the English language with confidence and accuracy in a variety of real-life situations and to manage a wide range of communicative tasks effectively.

Features of the course include:

- An emphasis on functional language.
- Methodical development of reading, speaking, listening and writing skills.
- Topics and tasks relevant to the needs and interests of adult learners.
- Motivating texts from a variety of sources.
- Clear, concise grammar sections.
- Comprehensive coverage of phrasal verbs and prepositions.
- Exposure to useful idiomatic English.
- Systematic consolidation through frequent review of language points taught.
- Challenging listening activities.
- Special techniques to develop adult learners' fluency in English.

ENGLISH FOR ADULTS is a unique course with two main objectives: to prepare adult learners for **B2** level examinations and to teach them how to use English effectively in everyday situations.

Course components

- Student's Book
- Teacher's Book
- Activity Book
- Teacher's Activity Book
- Grammar and Companion
- Teacher's Grammar and Companion
- Test Booklet
- Audio CDs

ISBN 13: 978-960-409-014-3



9 789604 090143