




John Clark
Liz Archer
Dave Green



On Course 1



beginner



COURSEBOOK



On Course 1



beginner



COURSEBOOK

Contents

			LANGUAGE	FUNCTIONAL LANGUAGE SITUATIONAL ENGLISH	
MODULE 1	DIFFERENT PEOPLE [pp 7-16]				
	Lesson 1	WELCOME TO OUR SCHOOL!	structures <ul style="list-style-type: none"> ● be ● have got 	vocabulary <ul style="list-style-type: none"> ■ parts of the body ■ numbers ■ days of the week ■ months and seasons 	
	Lesson 2	WHAT'S YOUR NAME?			<ul style="list-style-type: none"> ■ relatives ■ nationalities ■ prepositions
	Lesson 3	FAMILY.			
	Lesson 4	CROSS-CULTURAL CORNER: WELCOME TO THE UNITED KINGDOM.			
Let's Talk - Self Assessment					
MODULE 2	AT HOME [pp 17-26]				
	Lesson 1	COME ON, DAN!	structures <ul style="list-style-type: none"> ● the imperative [I] (affirmative) ● personal pronouns ● possessive case ● possessive adjectives ● possessive pronouns 	vocabulary <ul style="list-style-type: none"> ■ furniture / items in a room ■ the time ■ clothes ■ colours ■ prepositions of place ■ rooms ■ confusable words 	
	Lesson 2	THAT'S KATE'S JACKET.			
	Lesson 3	MY BEDROOM.			
	Lesson 4	CROSS-CULTURAL CORNER: UNUSUAL HOMES.			
Let's Talk - Self Assessment					
MODULE 3	MUSIC AND DANCE [pp 27-36]				
	Lesson 1	WHAT ARE YOU LOOKING AT?	structures <ul style="list-style-type: none"> ● present progressive 	vocabulary <ul style="list-style-type: none"> ■ places in a town ■ performers ■ instruments ■ types of performance ■ confusable words 	
	Lesson 2	I'M DANCING!			
	Lesson 3	WHAT ARE YOU DOING THIS WEEKEND?			
	Lesson 4	CROSS-CULTURAL CORNER: FESTIVALS AROUND THE WORLD.			
Let's Talk - Self Assessment					
MODULE 4	FREE-TIME ACTIVITIES [pp 37-46]				
	Lesson 1	WHAT SPORTS DO YOU ENJOY?	structures <ul style="list-style-type: none"> ● simple present 	vocabulary <ul style="list-style-type: none"> ■ hobbies ■ prefixes ■ adjectives ■ games ■ confusable words 	
	Lesson 2	TINA DOESN'T WANT TO GO CAMPING.			
	Lesson 3	FAVOURITE HOBBIES.			
	Lesson 4	CROSS-CULTURAL CORNER: FUN IN JAPAN.			
Let's Talk - Self Assessment					
MODULE 5	FOOD [pp 47-56]				
	Lesson 1	AT UNCLE MARCO'S RESTAURANT.	structures <ul style="list-style-type: none"> ● simple present - present progressive ● articles ● plurals 	vocabulary <ul style="list-style-type: none"> ■ food and drink ■ jobs ■ types of meat ■ verbs to do with cooking ■ confusable words 	
	Lesson 2	ARE THOSE OUR PIZZAS?			
	Lesson 3	FAVOURITE RESTAURANTS.			
	Lesson 4	CROSS-CULTURAL CORNER: CHOCOLATE FOR EVERYONE.			
Let's Talk - Self Assessment					

SPEAKING	LISTENING	WRITING	PROJECT
Pairwork - describing people Pairwork - asking for / giving personal information Classwork - giving information	Listening and matching speakers with pictures	Completing a paragraph about your family	Poster about your country
Famous People			

Classwork - giving information Pairwork - talking about someone's clothes Classwork - describing a room / house Discussion: Poem	Listening for specific information	A description of your bedroom	Your dream house
A living room			

Pairwork - asking and answering questions Classwork - responding to visuals - a cinema ticket - photographs Classwork - asking and answering questions	Listening for specific information	Completing an e-mail	Poster for a festival
A concert - directions			

Classwork - responding to visuals - photographs Discussion: Feelings Classwork - giving information / opinions Discussion: Poem	Listening and selecting yes or no	A paragraph about your favourite hobby	Poster for a youth club
School clubs			

Discussion: Food Classwork - answering questions Classwork - responding to visuals - photographs	Listening for specific information	Completing a letter about your favourite restaurant	Recipe card
Menu - restaurant			

MODULE 6	SPECIAL DAYS [pp 57-66]		LANGUAGE		
	Lesson 1	WE HAVEN'T GOT MUCH FOOD.	structures <ul style="list-style-type: none"> many - much - a lot of some - any - no 	vocabulary <ul style="list-style-type: none"> celebrations prepositions confusable words 	<ul style="list-style-type: none"> at a shop invitations
	Lesson 2	NO ONE IS THERE.			
	Lesson 3	HAPPY CHRISTMAS!			
	Lesson 4	CROSS-CULTURAL CORNER: CARNIVAL!			
Let's Talk - Self Assessment					

MODULE 7	SPORTS [pp 67-76]		LANGUAGE		
	Lesson 1	CAN YOU CLIMB?	structures <ul style="list-style-type: none"> modal verbs: can, may, must the imperative [II] (negative) comparison 	vocabulary <ul style="list-style-type: none"> sports places to do sports sports equipment confusable words 	<ul style="list-style-type: none"> taking the bus
	Lesson 2	I'M NOT SO GOOD AS YOU.			
	Lesson 3	WHAT SPORT DO YOU DO?			
	Lesson 4	CROSS-CULTURAL CORNER: AN UNUSUAL SPORT.			
Let's Talk - Self Assessment					

MODULE 8	HELPING OUT [pp 77-86]		LANGUAGE		
	Lesson 1	SHE SHOWED HIM A RED PURSE.	structures <ul style="list-style-type: none"> simple past [I], [II] - regular verbs, be 	vocabulary <ul style="list-style-type: none"> emergency services confusable words 	<ul style="list-style-type: none"> making a phone call offering help
	Lesson 2	WHICH HOUSE DID SHE ENTER?			
	Lesson 3	HELP AT THE RIGHT TIME.			
	Lesson 4	CROSS-CULTURAL CORNER: KIDS THAT HELP.			
Let's Talk - Self Assessment					

MODULE 9	TELEVISION AND FILMS [pp 87-96]		LANGUAGE		
	Lesson 1	WE SAW THE STUDIO.	structures <ul style="list-style-type: none"> simple past [III] - irregular verbs 	vocabulary <ul style="list-style-type: none"> television programmes forms of media people who work in the media confusable words 	<ul style="list-style-type: none"> showing the order of things ways of congratulating someone
	Lesson 2	WHO MADE THE FIRST TV?			
	Lesson 3	FAVOURITE TV PROGRAMMES.			
	Lesson 4	CROSS-CULTURAL CORNER: DISNEY - A NEW WAY TO LOOK AT THE WORLD.			
Let's Talk - Self Assessment					

MODULE 10	HOLIDAYS [pp 97-106]		LANGUAGE		
	Lesson 1	WHAT ARE WE GOING TO EAT?	structures <ul style="list-style-type: none"> simple future be going to negative-interrogative form 	vocabulary <ul style="list-style-type: none"> means of transport confusable words 	<ul style="list-style-type: none"> taking a train phoning a hotel
	Lesson 2	IT WILL BE GREAT.			
	Lesson 3	YESTERDAY, WE VISITED THE PYRAMIDS.			
	Lesson 4	CROSS-CULTURAL CORNER: DISCOVERING THE WORLD.			
Let's Talk - Self Assessment					

SONGS107
 GRAMMAR REFERENCE110
 IRREGULAR VERBS121

MAPS122
 WORDLIST124

SPEAKING	LISTENING	WRITING	PROJECT
Classwork - decision-making Classwork - responding to visuals - party invitation - photographs Classwork - giving personal information	Listening and matching	Completing an e-mail about Christmas Day	Poster about a special occasion
Shopping - A party			

Classwork - asking for / giving information Classwork - comparing sports Classwork - responding to visuals - poster - photograph	Listening for key words	Completing a paragraph about a sport	A sportsperson you admire
Different sports			

Classwork - responding to visuals - picture Pairwork - describing people Classwork - answering questions Pairwork - decision-making Discussion: Poem	Listening and matching	Completing a paragraph about someone who helped you	Poster for an event to raise money
Picture story - a crime			

Classwork - answering questions Pairwork - quiz Classwork - responding to visuals - advert	Listening and selecting the correct pictures	Completing a paragraph about your favourite TV programme	A Disney film
TV guide			

Classwork - responding to visuals - train ticket - leaflet - photographs Classwork - giving personal information	Listening for specific information	Completing a postcard	A poster about an interesting country
Holiday plans			

Introduction

This is **Kate**



and this is her brother, **Dan**.



They are from England. This is their good friend, **Pete**.



This year, there is a new girl at the children's school.

Her name is **Amanda**



. Dan thinks she is very nice!

The children are all in a great club – the *Fun Club*. Kate's friend **Tina**



is in it too. When Tina has some problems, Kate and the others help her.

Read on to find out where the children go, what happens to Kate,
and more about Dan and Amanda.

MODULE 1 Different People

Lessons 1-4

Read about ...

- Kate, Dan, Pete and a new student, Amanda.
- different families.
- the United Kingdom.

Learn to ...

- greet someone and introduce other people.
- describe somebody.
- ask for / give personal details.
- talk about your family.

Cross-cultural corner:
Welcome to the United Kingdom



Listen and Read 

It is Monday today and the children are at school. The school is big and there are many students. Amanda is twelve years old. She is tall and she is very pretty. She has got long blonde hair and green eyes. Amanda is a new student and she has not got any friends there.

TEACHER: Hello, Amanda. How are you?


AMANDA: I'm fine, thanks. And you?

TEACHER: I'm very well, thank you. Amanda, this is Kate Ford. She's in your class.

AMANDA: Hi, Kate. Nice to meet you.

KATE: It's nice to meet you too. Welcome to our school.

Kate is twelve too. Her hair is dark brown and it is short. She has got big, brown eyes. She is happy she has got a new friend – Amanda is very nice. Kate has got a brother, Dan. He is with his friend, Pete. Dan and Pete are both thirteen. Pete is from Hong Kong.



DAN: Who is that girl with my sister, Pete?

PETE: She's a new student.

DAN: Is she in our class?

PETE: No, she isn't. She's in Kate's class.

DAN: Well, she's very nice!

PETE: Yes, she is!

Comprehension Check

Tick (✓) the correct name(s).

Who ...

- 1 has got blonde hair?
- 2 is thirteen?
- 3 is a new student?
- 4 has got a brother?
- 5 is in Kate's class?

	Kate	Amanda	Dan	Pete
1				
2				
3				
4				
5				

Vocabulary Check

Fill in *short*, *new*, *dark*, *happy* or *blonde*.

- 1 Kate's hair is _____ brown.
- 2 Amanda has got _____ hair.
- 3 Kate's hair isn't long. It is _____.
- 4 Kate has got a _____ friend. She is very _____.

Grammar

be

I **am** a student. He **is** a teacher.

Are you in this class?

Kate **is** twelve. She **isn't** thirteen.

Are Pete and Dan friends?

is + not = isn't

are + not = aren't

have got

I **have got** a brother.

Kate **hasn't got** green eyes. She's **got** brown eyes.

'Have they got blonde hair?'

'Yes they have.'

have + not = haven't

has + not = hasn't

[See back of book.]

Grammar Practice

1 Fill in *am, am not, is, isn't, are* or *aren't*.

- Is the school big?
1 '_____ you happy, Sue?'
'Yes, I _____.'
- George _____ my brother. He's my friend.
- '_____ her eyes green?'
'No, they _____.'
- I _____ twelve. I'm thirteen.
- '_____ Amy in your class?'
'Yes, she _____.'

2 Fill in *have, has, haven't* or *hasn't*.

- Anna has got a brother. He is in my class.
- '_____ Jack got a sister?'
'No, he _____.'
 - I _____ got blonde hair. My hair is brown.
 - '_____ the children got a new friend?'
'Yes, they _____.'
 - '_____ you got a car?'
'No, we _____.'

Language Awareness

Tick (✓) the two correct sentences.

- He is thirteen.
- He is thirteen years.
- He is thirteen years old.

Speaking - Pairwork

Student A: Choose a person from the photos.

Student B: Ask questions about who the person is.



Sarah

Jenny



Pam

Clare

Example:

A: Has she got blonde hair?

B: Yes, she has.

A: Are her eyes green?

B: Yes, they are.

A: Is it Clare?

B: Yes, it is. / No, it isn't.

USEFUL WORDS:

Hair: long, short, blonde, brown, red

Eyes: blue, green, brown

Vocabulary Expansion

Fill in the correct words to label the parts of the body.

arm, leg, hand, foot, head, ear, eye, mouth, nose, back



Everyday English: greeting people / introducing people

Put the sentences in the correct order, 1-3.

- ▲ I'm very well, thank you. And you? _____
 - ▲ Hello, Paul. How are you? _____
 - ▲ I'm fine, thanks. _____
- ▲ It's nice to meet you too. _____
 - ▲ Hi, Laura. Nice to meet you. _____
 - ▲ Mike, this is Laura. _____

Listen and Read 

Kate is in the Fun Club. This is a great club for students at the school. There are a lot of children in it. Dan and Pete are in the club too. Today, some new members of the club are there. Dan has got a list of their names, addresses and telephone numbers.



- DAN: Oh ... hello. What's your name?
 AMANDA: My name is Amanda Smith.
 DAN: What's your address?
 AMANDA: It's 28, Ash Road, Barnley.
 DAN: What's your phone number?
 AMANDA: It's 315890.
 DAN: How old are you?
 AMANDA: I'm twelve.
 DAN: That's great. Now you are in the Fun Club.
 AMANDA: Thanks. When are the meetings?
 DAN: Every Thursday. There are two trips every month too.
 AMANDA: How much are they?
 DAN: £3.50.
 AMANDA: What's your name?
 DAN: Oh ... er ... I'm Dan. And that is my friend, Pete.
 KATE: Amanda, Dan is my brother.
 AMANDA: Well, see you on Thursday, Dan.
 DAN: Yes ... bye!

Comprehension Check

Tick (✓) the true sentences.

- 1 Pete is not a member of the Fun Club.
- 2 Amanda is a new member of the club.
- 3 28, Ash Road is Dan's address.
- 4 There are two meetings every month.
- 5 The meetings are on Thursdays.
- 6 The trips are £3.50.

FUN CLUB

NEW MEMBERS NEW MEMBERS NEW MEMBERS

NAME:
Amanda Smith

ADDRESS:
28, Ash Road, Barnley

TELEPHONE NUMBER:
315890

AGE:
12

Vocabulary Check

Fill in **address**, **member**, **meeting** or **list**.

- 1 He is a _____ of the club.
- 2 This is a _____ of names.
- 3 There is a _____ every Monday.
- 4 My _____ is 5, Hill Street, Barnley.

Speaking - Pairwork

With your partner, ask and answer questions to complete the form.

What's your name?

My name is Nick Jones.

FUN CLUB

NEW MEMBERS NEW MEMBERS NEW MEMBERS

NAME: _____

ADDRESS: _____

TELEPHONE NUMBER: _____

AGE: _____

2 Write the days in the correct order to complete the diary.

Thursday • Saturday • Tuesday •
Wednesday • Sunday • Friday • Monday

3 Fill in the missing months.

<p>WINTER</p> <p>D _____ January F _____</p>	<p>SPRING</p> <p>M _____ April M _____</p>
<p>AUTUMN</p> <p>September O _____ N _____</p>	<p>SUMMER</p> <p>J _____ July A _____</p>

Vocabulary Expansion

1 Fill in the missing letters to complete the numbers.*

- 1 55 1 _ _ f _ -f _ _
- 2 43 2 _ _ _ y- h _ _
- 3 72 3 _ _ en _ - t _ _
- 4 18 4 _ _ g _ t _ _
- 5 100 5 a / one _ u _ _ r _ _
- 6 61 6 _ i _ _ y- _ _
- 7 86 7 _ i _ _ _ - i _
- 8 39 8 _ _ r _ - _ n _
- 9 97 9 _ _ e _ - _ e _ e _
- 10 24 10 _ _ en _ - _ o _ _

(* See numbers on page 110.)

Language Awareness

Fill in **at**, **in** or **on**.

- 1 The party is _____ Saturday.
- 2 My birthday is _____ June.
- 3 The meeting is _____ ten o'clock.
- 4 It is hot _____ the summer.

Listen and Read 


Jenny has got a new penfriend, Steve.
This is her letter to him.

Dear Steve,

My name is Jenny and I am twelve. There are five people in my family – my parents, my brother, my sister and me. Here is a photo of us. My brother's name is Sam. He is five. My sister's name is Lucy and she is nine. My mum, Lucy and I have got blonde hair but my dad and Sam have got short, brown hair. In the photo, we are at my grandparents' house. It's very nice! Have you got a big family?

Love,

Jenny



This is Steve's letter to Jenny.

Hi, Jenny!

Thanks for your letter. Your family is really nice. This is a photo of my family at home. There are three of us – my mum, my sister and me. My sister's name is Cara. She's eleven and I'm twelve. My mum has got long, brown hair. She's very pretty. The girl behind us is my cousin, Shauna. She's sixteen and she's great. In the photo, we're in the kitchen. I've got a lot of homework.

Take care.

Steve



Comprehension Check

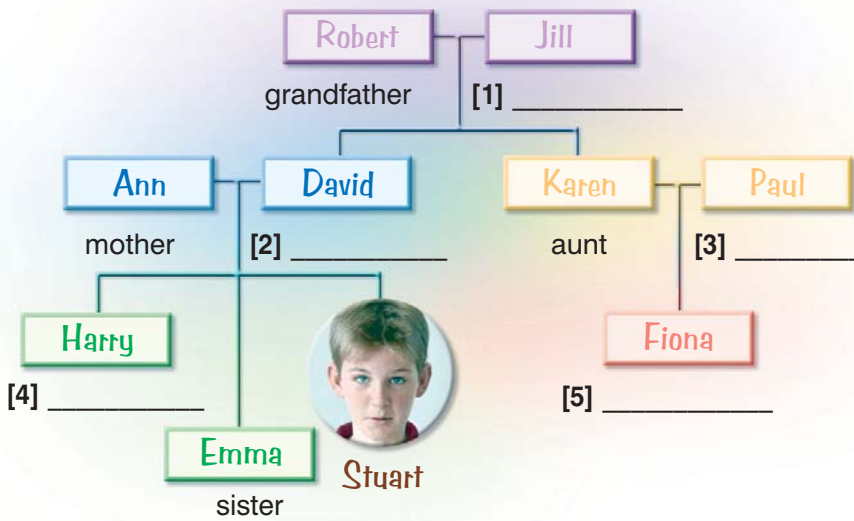
Write **J** for Jenny or **S** for Steve.

- 1 I have got a brother. _____
- 2 My sister is eleven. _____
- 3 My mum has got black hair. _____
- 4 My grandparents' house is big. _____
- 5 My cousin is sixteen. _____

Vocabulary Expansion

Fill in the correct word to show the relationship of each person to *Stuart*.

cousin, father, brother, grandmother, uncle



Speaking – Pairwork

Ask and answer questions to find out about some of your partner's relatives.

- 1 Have you got a brother / sister / aunt / uncle / cousin?
- 2 What is his / her name?
- 3 How old is he / she?
- 4 Has he / she got blonde / brown hair?

Listening

Match the speakers with the pictures of them and their families, A-C.




Speaker 1 _____

Speaker 2 _____

Speaker 3 _____

Writing


- a** Complete George's paragraph about his family using the numbers and pictures, as in the example.

My name is George and I am twelve **12**. There are [1] _____ **4** people in my family – my parents, my [2] _____  and me. My sister's name is Julie and she is [3] _____ **9**. My mum has got long [4] _____  hair and my dad has got [5] _____  brown hair.

- b** Write a similar paragraph to the one in **a** about your family.

My name is _____ and I am _____. There are _____ people in my family — my _____ and me. My _____ name is _____. My _____ has got _____ hair.



Listen and Read 

Linda is from the United Kingdom. Look at Linda's poster about her country.



WELCOME TO THE UNITED KINGDOM

The People

There are more than sixty million people in the United Kingdom. Most people are English, Scottish, Welsh or Irish, but some are from other countries. There are Indians, Africans, Chinese and people from other parts of Europe too.

The Capital

London is the capital city of the UK. It is a big and busy place with more than seven million people. Popular places for visitors are:

Buckingham Palace

This is the Queen's home.



Madame Tussaud's

There are wax models of famous people here.



The London Eye

This is an amazing big wheel near the river.



Great Places Outside London

The UK has got busy towns, quiet villages and green countryside. My favourite places are:



Scotland

Scotland is very pretty and there are lovely mountains.

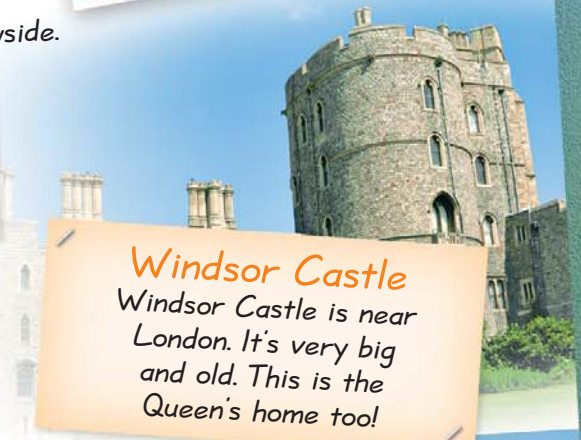
Cornwall

There are great beaches in Cornwall, but the sea is very cold!



Windsor Castle

Windsor Castle is near London. It's very big and old. This is the Queen's home too!



Some famous people from the UK



David Beckham is a brilliant football player. He's got fans in many countries.



Daniel Radcliffe is the star of the Harry Potter films. He is a very good actor.



James Blunt is a great singer. His song 'You're Beautiful' is my favourite.

Comprehension Check

Write **Yes** or **No**.

- 1 There are sixty million people in London. _____
- 2 Madame Tussaud's is in London. _____
- 3 Windsor Castle is in Scotland. _____
- 4 James Blunt is an actor. _____

Vocabulary Check

Label the pictures: *beach, city, village, mountain*.



1 _____



2 _____



3 _____



4 _____

Vocabulary Expansion

Match the countries / nationalities with their flags, as in the example.

	COUNTRY	NATIONALITY	
1	Australia	Australian	/
2	France	French	_____
3	Greece	Greek	_____
4	Russia	Russian	_____
5	Japan	Japanese	_____
6	Brazil	Brazilian	_____
7	Spain	Spanish	_____
8	Egypt	Egyptian	_____
9	China	Chinese	_____
10	Germany	German	_____
11	America	American	_____
12	Italy	Italian	_____



Speaking - Classwork

Answer the questions.

- 1 Where are you from?
- 2 Are there many people in your country? Where are they from?
- 3 What interesting places are there in your country?
- 4 Who is famous in your country?

PROJECT



LANGUAGE PORTFOLIO

Work in groups. Look at Linda's poster again. Now make a similar poster about your country. Write about these things:

- a the people in your country
- b the capital city
- c other places in your country
- d some famous people from your country

Find pictures in magazines or draw pictures of your own. Put your project on the classroom wall for everyone to look at.

LANGUAGE CORNER

- 1 Kate is his sister.
[NOT: Kate she is his sister.]
- 2 'Has she got blue eyes?'
'Yes, she has.'
[NOT: 'Yes, she has got.']
- 3 'Are they English?'
'Yes, they are.'
[NOT: 'Yes, they're.']



What has got four legs but can't move?



A table.
Answer

Let's Sing (see page 108)

Different People

Let's Talk

This information about famous people is from a website. Look at it, then ask and answer questions, as in the example. (Choose from the questions in the box.)

1 football player
Brazilian - 27

2 actor
Spanish - 47

3 actress
Australian - 40

4 singer
American - 27

Example

- A:** What's his name?
B: Ronaldinho.
A: What is he?
B: He's a football player.
A: Where's he from?
B: He's from Brazil.

Questions

- What's his / her name?
 What is he / she?
 How old is ... ?
 Where is he / she from?
 Has he / she got ... hair / eyes?

Are you moving on? – Check Yourself

1 I can greet somebody and introduce another person. very well quite well not very well

2 I can talk about someone's appearance. very well quite well not very well

3 I can ask for and give personal details (*name, address, etc.*). very well quite well not very well

4 I can talk about my family. very well quite well not very well

ON COURSE is a coursebook series written after extensive research into the latest language learning theory, including the *Common European Framework of Reference for Languages*. It takes learners of English through all levels, from beginner to proficiency.

ON COURSE is a learner-centred course which provides students with the skills necessary to fulfil a variety of communicative goals. The educational objectives of ON COURSE are:

- to provide a supportive framework in which students can develop their **receptive** and **productive skills**.
- to encourage students to become more responsible for their own learning.
- to widen students' knowledge and understanding of different cultures, lifestyles and perspectives.
- to encourage students to work with their peers to exchange ideas, solve problems, plan project work and so on.

The key features of **ON COURSE 1** are:

- ✓ a motivating **storyline** based on realistic situations, reflecting students' own experiences and interests.
- ✓ a wide range of **reading** texts from a variety of sources.
- ✓ **listening** texts that reflect real-life situations and tasks.
- ✓ **writing** sections which aim to develop students' ability to express themselves in English, using a guided approach.
- ✓ **speaking** activities linked to the topic of the module, and recognising the importance of pair and groupwork in the development of students' oral skills.
- ✓ straightforward presentation of **grammar** points followed by ample practice.
- ✓ challenging exercises designed to build up students' **vocabulary**, as well as **language awareness** sections.
- ✓ **functional** and **situational English** sections.
- ✓ self-assessment sections, songs, poetry and project work.

The wide variety of real-life situations gives students a strong practical base in communicative English. Paired with a systematic and thorough development of grammar and vocabulary, this will ensure students move seamlessly through all stages of the language learning process, from beginner to proficiency.

COMPONENTS

- Student's Coursebook
- Student's Activity Book
- Grammar and Companion
- Teacher's Book
- Test Booklet
- Test Booklet Teacher's
- Test Booklet Grammar & Companion
- Test Booklet Grammar & Companion Teacher's
- IWB Software CD-ROM
- Interactive e-book CD-ROM
- Audio CDs

The **ON COURSE** series covers all types of *texts, grammatical and vocabulary items, listening, writing and oral tasks* encountered in examinations.